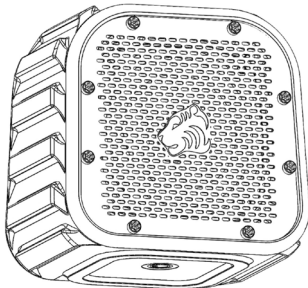




# **TimoLabs CORBETT I Mini**

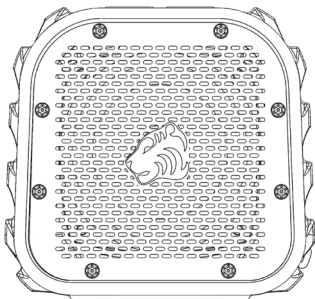
Model# TM-BT002-2016C

Rugged Waterproof Bluetooth Speaker



**User Manual**

# WHAT'S IN THE BOX ?



X 1



X1



X1



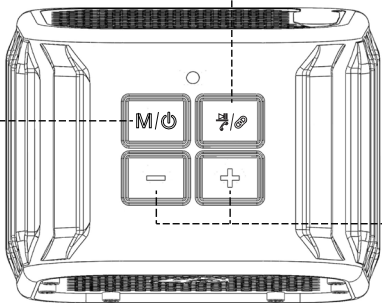
X1


# CONTROLS

When Playing Music  X1: Play or pause audio being played.


When call incoming  X1: Pick up or hang up


 Start seeking Stereo Pair or Exit Stereo Mode




 X1 Tonggle among Three Modes

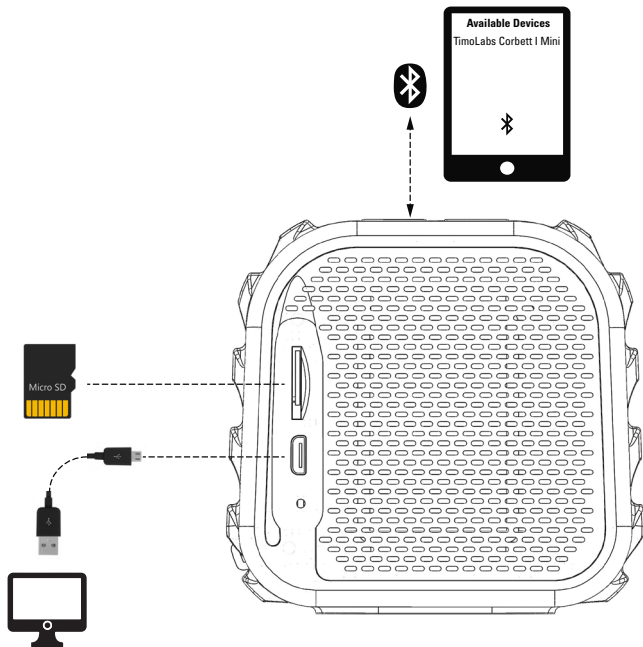


 Turns Corbett I Mini ON/OFF  
Corbett I Mini turns itself off  
after 20min inactive.

 X1 Decrease or Increase Volume

 Skip to Previous or Next Song

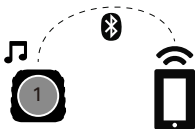
# CONNECTION



# TIMOLABS STEREO MODE

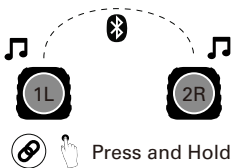
## Step 1

Bluetooth connect your mobile device to FIRST speaker.



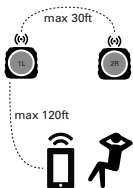
## Step 2

Turn on SECOND speaker, press and hold "M" on FIRST speaker to establish wireless connection between the two speakers.










## Step 3

Place two speakers apart, enjoy music in stereo.



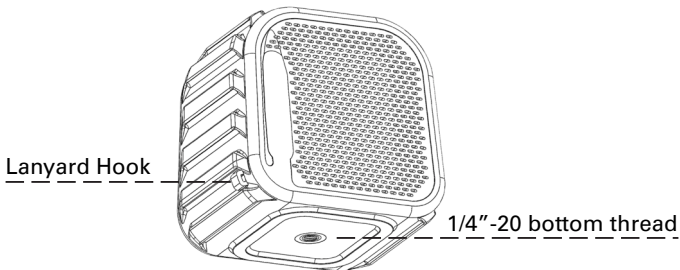
# LED INDICATION

<b>Color</b>	<b>Status</b>	<b>Indication</b>
 Blue	Flash Fast	Bluetooth Mode - Searching for connection
	Flash Slow	Bluetooth Mode - Connected
 Green	Flash Slow	Playing songs from microSD card
 Blue	Solid	Playing audio from microUSB input
 Blue	Flash Fast	Bluetooth Stereo Mode - Searching for stereo pair
	Flash Slow	Bluetooth Stereo Mode - Stereo paired
 Red	Solid	Stereo Mode
 Green	Flash Fast	microSD Stereo Mode - Searching for stereo pair
	Flash Slow	microSD Stereo Mode - Stereo paired
 Red	Solid	Stereo Mode

# SPECIFICATION

Model No.	TM-BT002-2016C
Dimension	Length x Width x Height 3.43" x 2.68" x 3.23" 87mm x 68mm x 82mm
Weight	0.7 lbs
Full-range Driver	2" x 1, 4 Ohm
Passive Radiator	1.78" x 2.36" 45mm x 60mm
Output Power	8 Watt (4W x 2)
Frequency Response	90 Hz ~ 20 kHz
Battery Capacity	Internal Li-ion Battery 3.7V, 1600mAh
Audio Inputs	Bluetooth MicroSD Card USB Audio Decode Internal Microphone

## Mounting Options



# CARE AND SAFETY

## Important Safety Instructions

Please read following safety warnings carefully. TimoLabs is not liable for any cause of death, severe human injury or property damage, if you did not read, comprehend and comply with safety warnings and instructions:

1. Check related regulations and restrictions for bluetooth devices in your area before using this product.
2. Do NOT replace Corbett internal battery. It is internal and irreplaceable.
3. Do NOT try to repair, modify or disassemble Corbett speaker drivers. There are no user maintainable parts inside.
4. Keep the device in dry, dust free, regular constant temperature environment if planning not to use for a long time.
5. Wireless signal interferes with automotive electronics devices, please use with caution.
6. Do NOT install near any heat sources such as radiators, heat registers, stoves or other apparatus (including amplifiers) that produce heat
7. Do NOT use this device close to any medical apparatus.
8. Do NOT use this device on aircraft.
9. Do NOT use this device in any flammable or combustible places.
10. Do NOT allow children use this device.
11. Do NOT expose battery in extremely hot environment to avoid explosion, or freezing environment to avoid short battery life.

**ATTENTION:** Do NOT use this device for emergency communication. Wireless bluetooth signal is not the most reliable method under all circumstances.



# CARE AND SAFETY

## FCC Notice

This equipment has been tested and found to comply with the limits for a Class B digital device, pursuant to Part 15 of the FCC rules. These limits are designed to provide reasonable protection against harmful interference in a residential installation. This equipment generates, uses and can radiate audio frequency energy and if not installed and used in accordance with the instructions, may cause harmful interference to radio communications. However, there is no guarantee that interference will occur in a particular installation. If this equipment does cause harmful interference to radio or television reception, which can be determined by turning the equipment off and on, you are encouraged to try to correct the interference by one or more of the following measures:

- Reorient or relocate the receiving antenna
- Increase the separation between the equipment and receiver
- Connect the equipment to an outlet on a different circuit than the one to which the receiver is connected.
- Consult the dealer or an experienced radio/TV technician for help.

## **CARE AND SAFETY**

### **Please read this guide**

Corbett Rugged Waterproof Bluetooth speaker is intended to be used both indoors and outdoors. The speaker has been tested to IPX7 waterproofing standards. IPX7 standard allows Corbett to be submerged in water up to 1 metre water for 30 minutes without any damage. However, Corbett is not intended for constant underwater use. Close the Cap properly before use (see Locking Back Panel Cap). If Corbett is placed in water without the cap properly closed, water may enter into Corbett and void warranty. Always make sure the back panel cap is clean, free of any debris and correctly fitted. The speaker will only meet IPX7 ratings if all rubber seals and cap are properly locked & sealed. Corbett when incorrectly fitted and the USB cables are NOT waterproof.

If you notice a muffling of audio after submersion, gently shake speaker to clear excess water. If your speaker is exposed to salt water, clean it thoroughly after use with fresh water. Do not apply excessive force to any surface when wet or in a wet environment.

## CARE AND SAFETY

### **WARNING:**

This product contains magnets which can be harmful to pacemaker wearers.

### **WARNING:**

Avoid prolonged exposure to ultraviolet radiation (UV) sunlight or magnetic fields. Check the rubber seal periodically for premature wear and clean Corbett I with a soft moist cloth and ensure no objects such as dirt, hair, sand are on the rubber seal ring. Do not use any oily solvent or chemicals for cleaning.

### **WARNING:**

Do not use Corbett when you are charging the battery. Do not use Corbett I near any open fire, heat source or excessive heat.reach equipment or its controls.

### **WARNING:**

Sound levels should be appropriate to your environment and comply with all local regulations. Ensure that you can hear and are aware of any potential hazards around you when you are enjoying your Corbett.

# WARRANTY

## For TM-BT003S

### Including those Sold within North America

TimoLabs warrants this product to be free from defects in material and workmanship for a period of **TWELVE MONTHS** after the original date of consumer purchase. During this period, TimoLabs will, at its option, either repair the defective product with new or rebuilt parts, or replace it with a new or rebuilt product at no charge except as \*stated below. The parts or products that are replaced become the property of TimoLabs. In the USA to obtain service under this limited warranty, contact [support@timolabs.com](mailto:support@timolabs.com) for the name of the Authorized Service Center (ASC). Deliver the product freight pre-paid, along with the dated proof of purchase, to the TimoLabs ASC.

- Pack it in its original shipping container (or equivalent)
- Insure it (or assume the risk of loss/damage during shipment)
- Include proof of purchase
- Pay all shipping charges

# WARRANTY

TimoLabs is not responsible for damage to inbound product that was not properly packaged. TimoLabs will pay for the return shipment charges within the USA, but is NOT responsible for any costs shipping across international borders. If the unit is found not to be defective, the unit will be shipped back at the owner's expense. In the USA or Canada, please contact TimoLabs customer service at support@timo-labs.com. This limited warranty does not cover any losses or damages that occur as a result of:

- Shipping or improper installation or maintenance
- Misuse
- Neglect
- Adjustment by non-authorized sources
- Any cause other than ordinary usage
- Repair, modification, installation of options or parts by anyone other than an TimoLabs ASC
- Improper environment
- Excessive or inadequate heating or air conditioning or electrical power failures, surges, or irregularities

This one year warranty does not cover any of the products firmware or hardware that you or any third party have modified or altered; you bear the sole responsibility and liability for any such modification or alteration.

# WARRANTY

ALL EXPRESSED AND IMPLIED WARRANTIES FOR THIS PRODUCT (INCLUDING THE WARRANTIES OF MERCHANTABILITY AND FITNESS FOR A PARTICULAR PURPOSE) ARE LIMITED IN DURATION TO A PERIOD OF **ONE (1) YEARS** FOR PARTS AND LABOR FROM THE ORIGINAL DATE OF CONSUMER PURCHASE. NO WARRANTIES (EITHER EXPRESSED OR IMPLIED) APPLY AFTER THIS PERIOD. IN THE UNITED STATES OF AMERICA, SOME STATES DO NOT ALLOW LIMITATIONS ON HOW LONG AN IMPLIED WARRANTY LASTS, SO THE ABOVE LIMITATIONS MAY NOT APPLY TO YOU. TIMOLABS OBLIGATIONS AND YOUR REMEDIES HEREUNDER ARE SOLELY AND EXCLUSIVELY AS STATES HERE. **TimoLabs** LIABILITY, WHETHER BASED ON CONTRACT, TORT, WARRANTY, STRICT LIABILITY, OR OTHER THEORY, SHALL NOT EXCEED THE PRICE OF THE INDIVIDUAL UNIT WHOSE DEFECT OR DAMAGE IS THE BASIS OF THE CLAIM. IN NO EVENT SHALL **TimoLabs** BE LIABLE FOR ANY LOSS OF PROFITS, LOSS OF USE OR FACILITIES OR EQUIPMENT OR OTHER INDIRECT, INCIDENTAL, OR CONSEQUENTIAL DAMAGE. IN THE UNITED STATES OF AMERICA, SOME STATES DO NOT ALLOW THE EXCLUSION OR LIMITATION OF INCIDENTAL OR CONSEQUENTIAL DAMAGES, SO THE ABOVE LIMITATION MAY NOT APPLY TO YOU. ALTHOUGH THIS LIMITED WARRANTY GIVES YOU SPECIFIC LEGAL RIGHTS. YOU MAY HAVE OTHER RIGHTS WHICH MAY VARY FROM STATE TO STATE.

For Customer Service, please contact [support@timolabs.com](mailto:support@timolabs.com) or visit [www.timolabs.com](http://www.timolabs.com)

